

A small red triangle pointing to the right, positioned to the left of the main title.

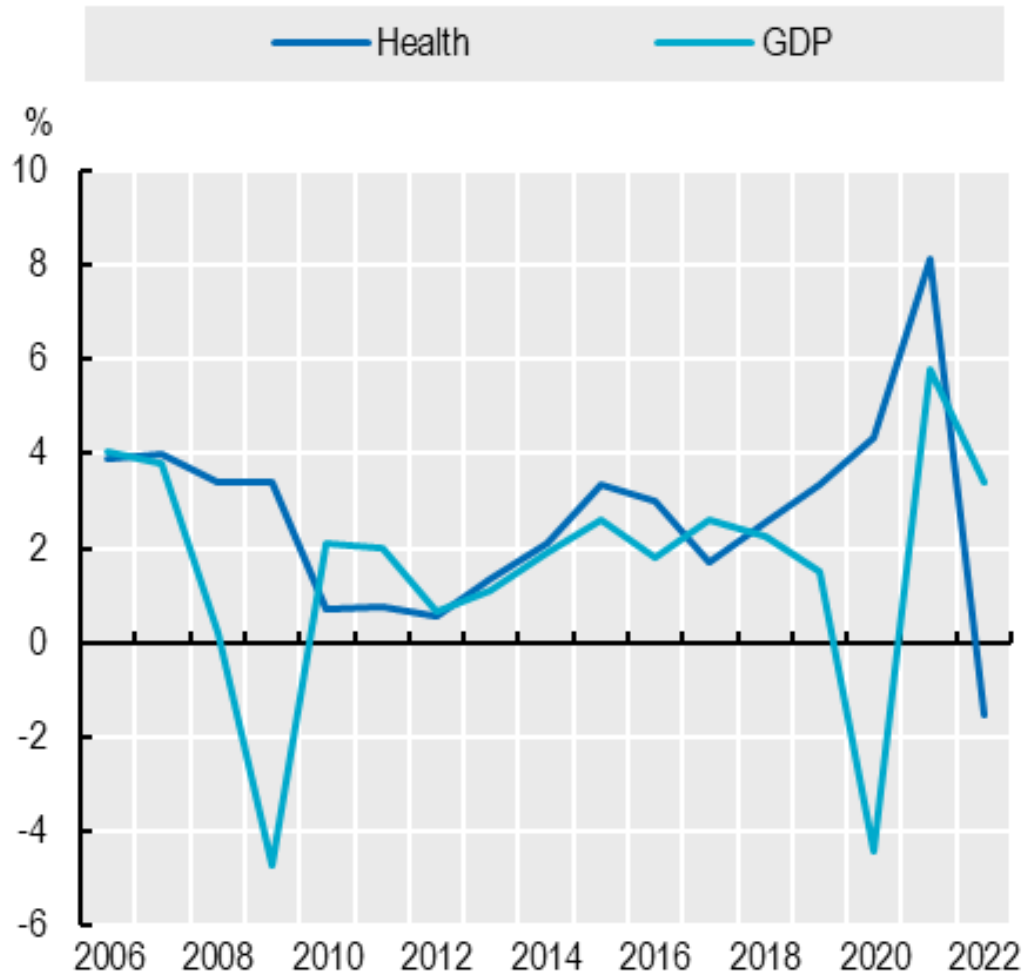
# Health at a Glance 2023

## OECD INDICATORS

Stefano Scarpetta

Director of Employment, Labour and Social Affairs, OECD

# Health systems are under financial pressure

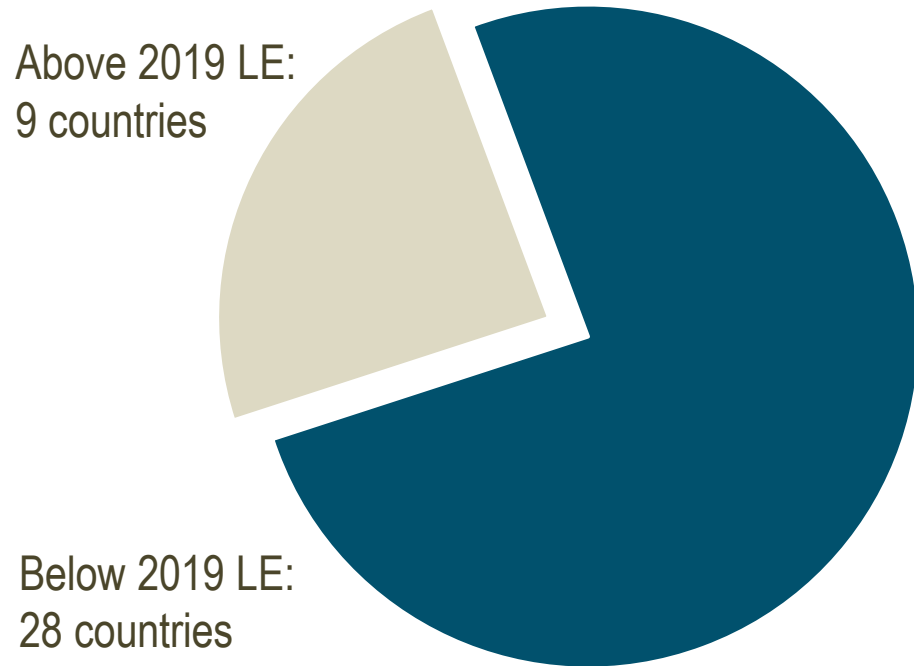


- On average, health expenditure **9.2% of GDP in 2022**, down from 9.7% in 2021, but above the pre-pandemic level of 8.8%
  - Health exp. as share of GDP ranged from 16.6% in the USA, followed by Germany (12.7%) & France (12.1%), to less than 6% in Mexico, Luxembourg & Türkiye, in 2022.
- In per capita terms, health spending averaged **nearly USD 5000 in 2022**
  - Ranging from USD 12 555 in the USA to USD 1181 in Mexico (adjusted for differences in purchasing power)

# Societies have not fully recovered from the pandemic

**Life expectancy is still below pre-pandemic levels for most OECD countries**

Life expectancy, 2019 - 2022 (or latest year)



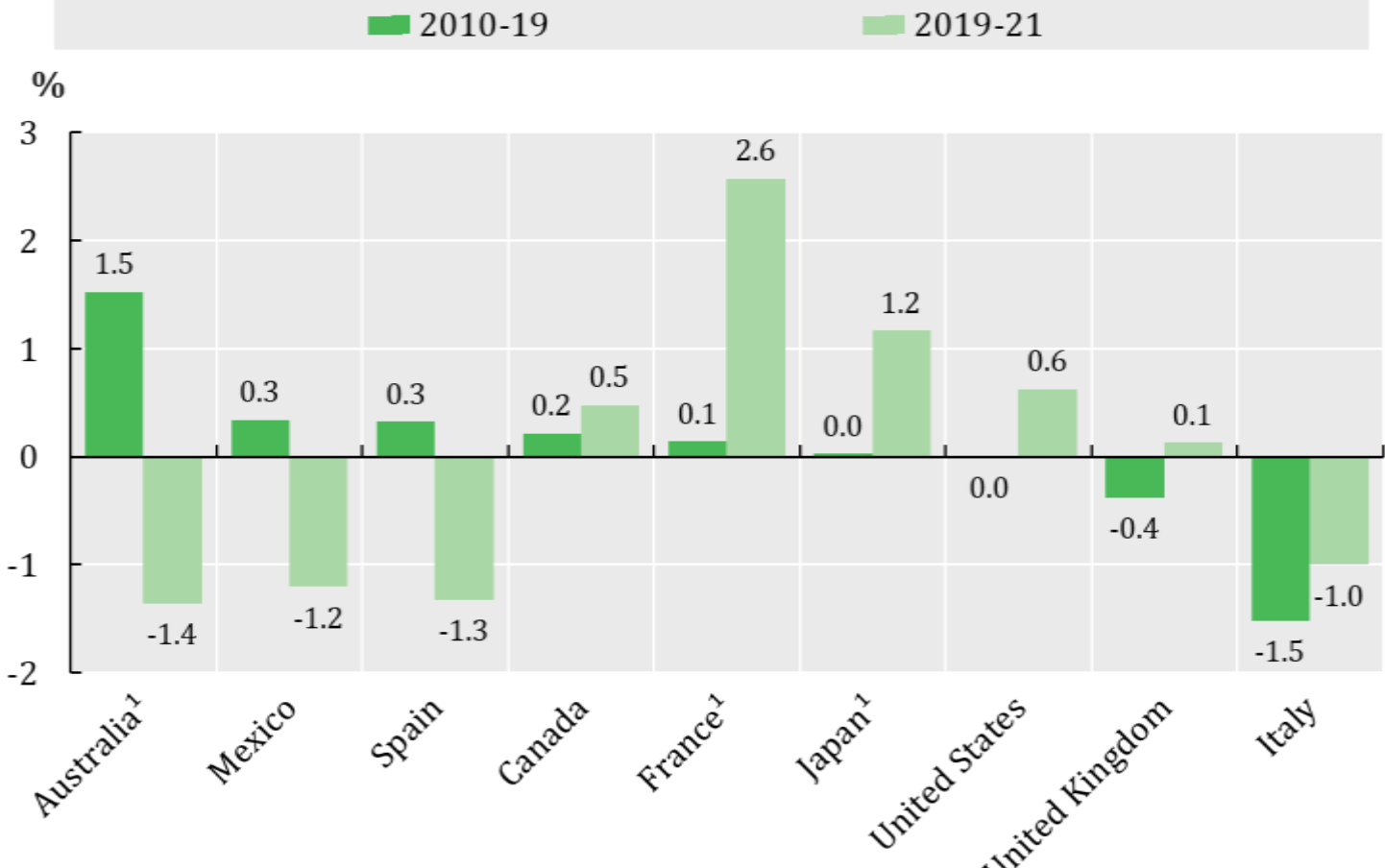
**Mental ill-health is at least 20% higher than pre-pandemic levels**

National prevalence estimates of depression or symptoms of depression, %, 2019-22 (or nearest year)



# Working conditions need to improve, and real wage growth has stagnated in some countries

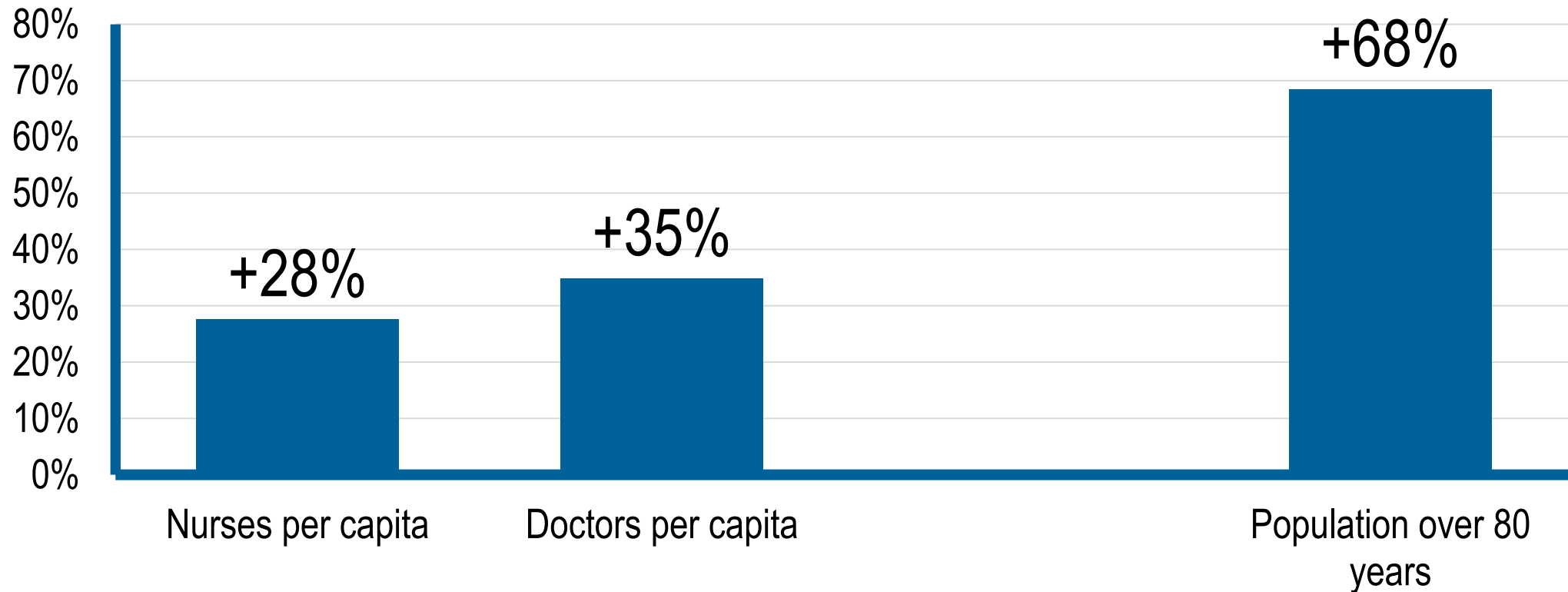
Average annual growth in hospital nurse remuneration (real terms)



57% of hospital physicians and nurses perceive staff levels and workspace to be unsafe


# We may not be training enough doctors and nurses to keep pace with population ageing

Doctors and nurses per capita and share of population over 80 years,  
% change from 2000 to 2021 across 28 OECD countries



# Unhealthy lifestyles and poor environment cause millions of people to die prematurely

- 15.9% still smoke daily, though has fallen over time
- Vaping rates low (3.2%), but are increasing in most countries



19% of adults reported heavy episodic drinking

26% of adults are obese, only 40% do sufficient physical activity



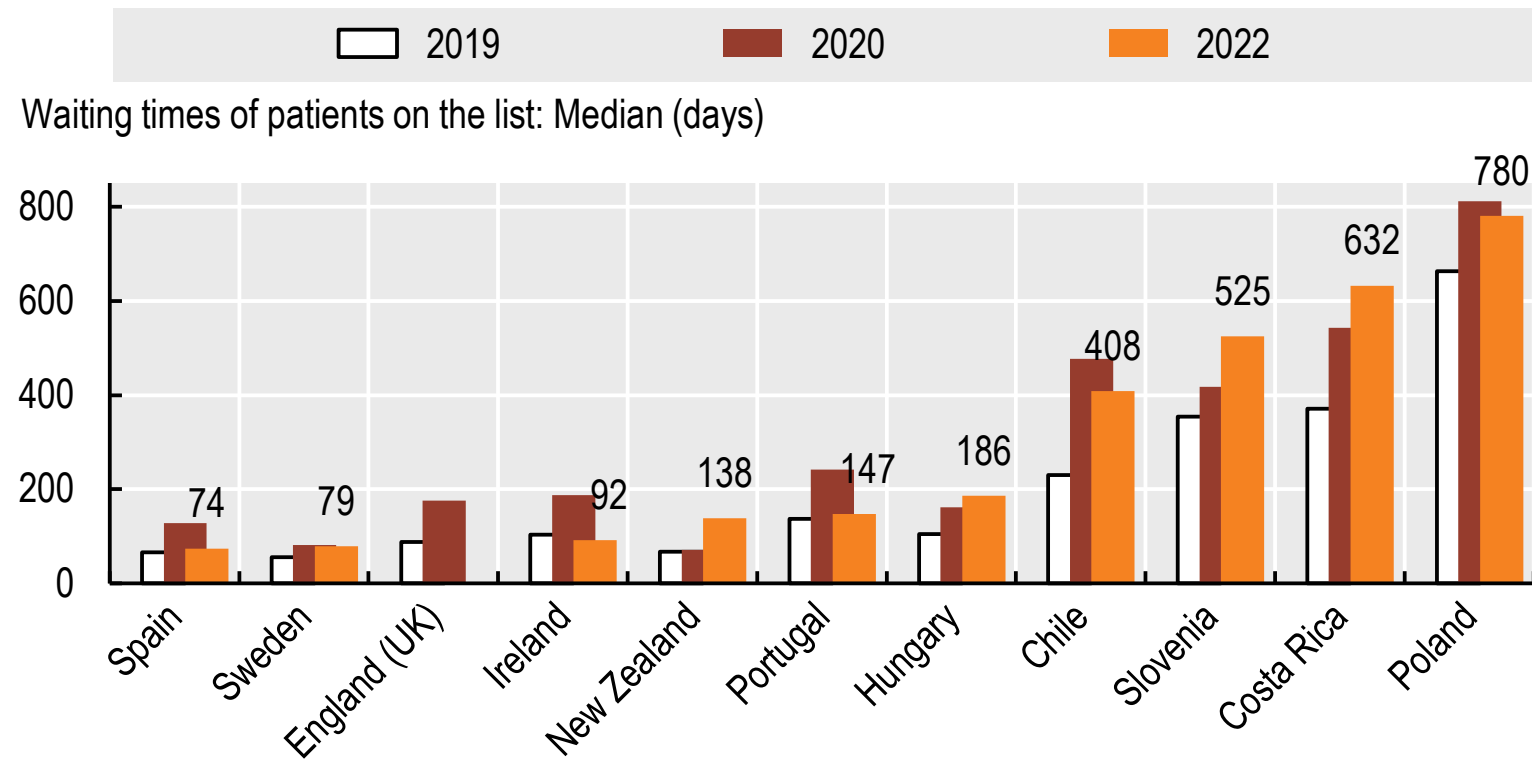
Air pollution causes 29 deaths per 100 000 population

# While overall quality of care is improving, barriers to access persist

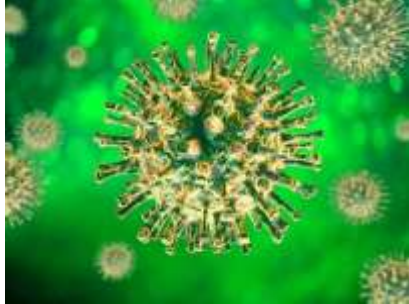
Main reported reason for unmet needs for medical care, 2021



### Waiting times for hip replacement, 2019, 2020 and 2022



# Digital health has the potential to transform health systems



## Antibiotics for superbugs

Virtually assess 000's of possibilities



## Remote monitoring & telemedicine

Improves patient experience & lowers cost



## Digital Emergency Rooms

Better throughput can save over \$1000 per patient



## Improved public health

Tracking equitable vaccination uptake

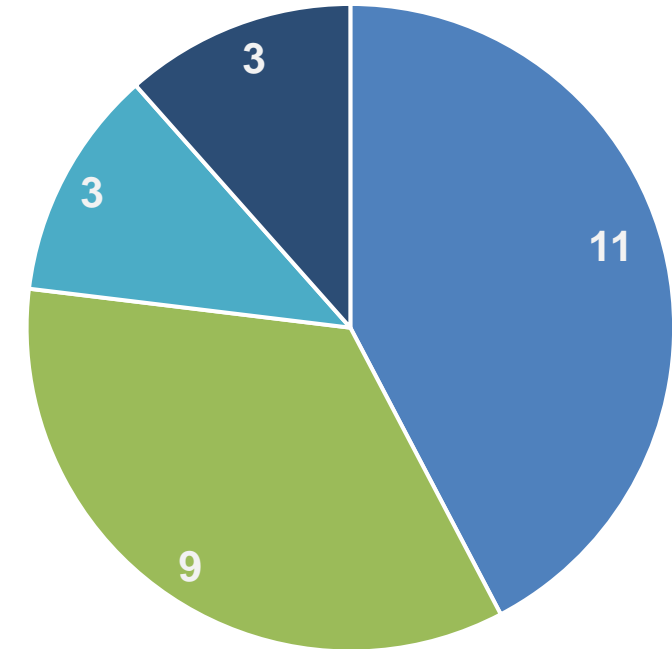


# However, many countries are ill-prepared for a digital health transformation

- Wide variation across OECD countries in ability to **link datasets**, establish a comprehensive **data governance**, and **align digital health strategy goals**.

## Patient access to and interaction with their own Electronic Health Records through a secure internet portal, number of countries

- Access to and Interaction with ALL records in Portal
- Access to and Interaction with SOME records in Portal
- Access to ALL records in portal, no Interaction
- NO Access or Interaction with Portal






# Thank you

Find out more about our work at:

 [oe.cd/health-at-a-glance](https://oe.cd/health-at-a-glance)

 <https://twitter.com/stescarpetta>  
[https://twitter.com/OECD\\_Social](https://twitter.com/OECD_Social)